

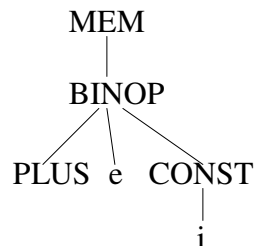
COMPILERS

Instruction Selection

hussein suleman
uct csc3005h 2006

Introduction





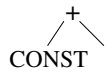
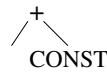

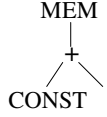
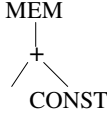


- IR expresses only one operation in each node.
- MC performs several IR instructions in a single MC instruction.
 - e.g., fetch and add



Preliminaries

- Express each machine instruction as a fragment of an IR tree – “tree pattern”.
- Instruction selection is then equivalent to tiling the tree with a minimal set of tree patterns.

Jouette Architecture 1/2

| Name | Effect | Trees |
|------|-----------------------------|--|
| — | | TEMP |
| ADD | $r_i \leftarrow r_j + r_k$ |  |
| MUL | $r_i \leftarrow r_j * r_k$ |  |
| SUB | $r_i \leftarrow r_j - r_k$ |  |
| DIV | $r_i \leftarrow r_j / r_k$ |  |
| ADDI | $r_i \leftarrow r_j + c$ |   CONST |
| SUBI | $r_i \leftarrow r_j - c$ |  CONST |
| LOAD | $r_i \leftarrow M[r_j + c]$ |     |

Note: All tiles on this page have an upward link like ADD

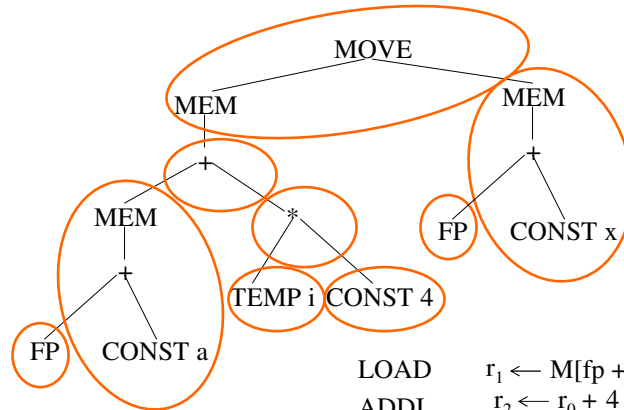
Jouette Architecture 2/2

| Name | Effect | Trees |
|-------|-----------------------------|-------|
| STORE | $M[r_j + c] \leftarrow r_i$ | |
| MOVEM | $M[r_j] \leftarrow M[r_i]$ | |

Instruction Selection

- ❑ The concept of instruction selection is tiling.
- ❑ Tiles are the set of tree patterns corresponding to legal machine instructions.
- ❑ We want to cover the tree with non-overlapping tiles.
- ❑ Note: We won't worry about which registers to use - yet.

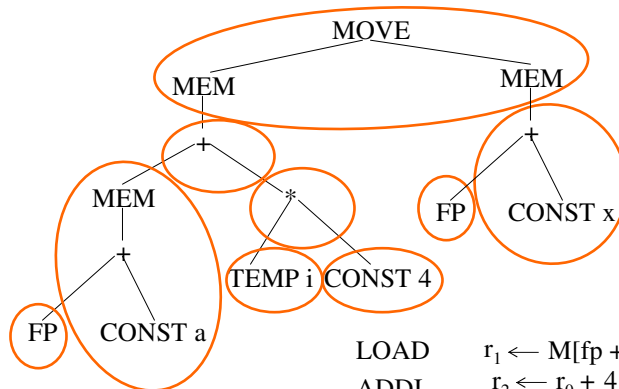
Tiled Tree 1



Operation: $a[i] = x$

| | |
|-------|-----------------------------------|
| LOAD | $r_1 \leftarrow M[\text{fp} + a]$ |
| ADDI | $r_2 \leftarrow r_0 + 4$ |
| MUL | $r_2 \leftarrow r_2 * r_3$ |
| ADD | $r_1 \leftarrow r_1 + r_2$ |
| LOAD | $r_4 \leftarrow M[\text{fp} + x]$ |
| STORE | $M[r_1 + 0] \leftarrow r_4$ |

Tiled Tree 2



Operation: $a[i] = x$

| | |
|-------|-----------------------------------|
| LOAD | $r_1 \leftarrow M[\text{fp} + a]$ |
| ADDI | $r_2 \leftarrow r_0 + 4$ |
| MUL | $r_2 \leftarrow r_2 * r_3$ |
| ADD | $r_1 \leftarrow r_1 + r_2$ |
| ADDI | $r_4 \leftarrow \text{fp} + x$ |
| MOVEM | $M[r_1] \leftarrow M[r_4]$ |

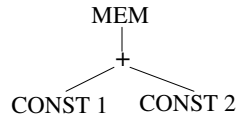
Optimum and Optimal Tilings

- Best tiling corresponds to least cost instruction sequence.
- Each instruction is costed (somehow).
- Optimum tiling
 - tiles sum to lowest possible value
- Optimal tiling
 - no two adjacent tiles can be combined to a tile of lower cost
- Note: Optimum tiling is Optimal, but not vice versa!

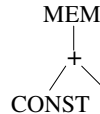
Maximal Munch Algorithm

- Start at the root.
- Find the largest tile that fits.
- Cover the root and possibly several other nodes with this tile.
- Repeat for each subtree.
- Generates instructions in reverse order.
- If two tiles of equal size match the current node, choose either.

Maximal Munch Example



MEM is matched by LOAD



CONST (2) is matched by ADDI

Instructions emitted (in reverse order) are:

ADDI $r_1 \leftarrow r_0 + 2$

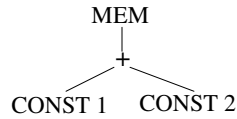
LOAD $r_2 \leftarrow M[r_1 + 1]$

Note: In Jouette, r_0 is always zero!

Dynamic Programming Algorithm

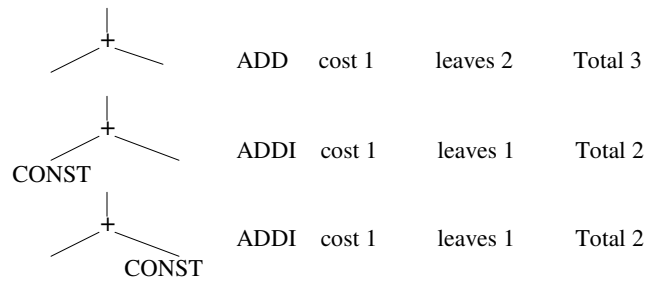
- Assign a cost to every node.
 - Sum of instruction costs of the best instruction sequence that can tile that subtree.
- For each node n , proceeding bottom-up:
 - For each tile t of cost c that matches at n there will be zero or more subtrees, s_i , that correspond to the leaves (bottom edges) of the tile.
 - Cost of matching t is cost of t + sum of costs of all child trees of t
 - Assign tile with minimum cost to n .
- Walk tree from root and emit instructions for assigned tiles.

Dynamic Programming Example 1/2



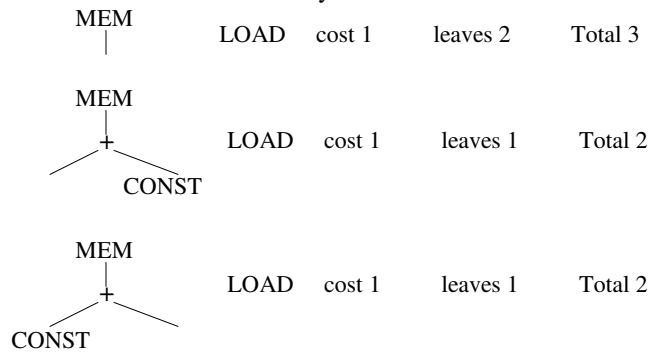
CONST is only matched by an ADDI instruction with cost 1

The + node can be matched by



Dynamic Programming Example 2/2

The MEM node can be matched by



Instructions emitted (in reverse order, in second pass) are:

ADDI $r_1 \leftarrow r_0 + 1$

LOAD $r_2 \leftarrow M[r_1 + 2]$

Efficiency of Algorithms

- Assume (on average):
 - T tiles
 - K non-leaf nodes in matching tile
 - K_p is largest number of nodes to check to find matching tile
 - T_p no of different tiles matching at each node
 - N nodes in tree
- Cost of MM: $O((K_p + T_p)N/K)$
- Cost of DP: $O((K_p + T_p)N)$
- In both cases, with K_p , T_p , K constant
 - $O(N)$

Handling CISC Machine Code

- Fewer registers:
 - E.g., Pentium has only 6 general registers
 - Allocate TEMPs and solve problem later!
- Register use is restricted:
 - E.g., MUL on Pentium requires use of eax
 - Introduce additional LOAD/MOVE instructions to copy values.
- Complex addressing modes:
 - E.g., Pentium allows ADD [ebp-8],ecx
 - Simple code generation still works, but is not as size-efficient, and can trash registers.

Implementation Issues

- If registers are allocated after instruction selection, generated code must have “holes”.
 - Assembly code template: LOAD d0,s0
 - List of source registers: s0
 - List of destination registers: d0
 - Including registers trashed by instruction (e.g., return address and return value registers for CALLs)
- Register allocation will then fill in the holes, by (simplistically) matching source and destination registers and eliminating redundancy.